



# Winton Motor Raceway

## Round 2 : March 12 - 14



### AUSTRALIAN SUPERSPORT CHAMPIONSHIP

#### Race 2

Date: 14/03/21  
 Event: R11  
 Weather: Sunny - Temp: 19.5C  
 Track: Dry - Temp: 37.6C

Started at: 13:21:23  
 Laps: 14  
 Starters: 18  
 Printed at: 13:48


#### PROVISIONAL CLASSIFICATION


Pos	No	Name	Machine	Laps	Race Time	Behind Leader	Behind Prev	Fastest Lap	On Lap	Top Speed
1	17	Broc PEARSON (QLD) / City2Surf Locksmith / YRD	Yamaha YZF-R6	14	19:17.602			1:22.041	9	220
2	26	Tom EDWARDS (NSW) / Bikebiz / Inglis Plumbing	Yamaha YZF-R6	14	19:17.869	.267	.267	1:21.872	13	224
3	127	Max STAUFFER (NSW) / MotoStars / RS+C / Doctor Mak / Yamaha / YRD / Motul / Pirelli	Yamaha YZF-R6	14	19:27.665	10.063	9.796	1:22.576	7	226
4	86	Dallas SKEER (SA) / Penrite Oils / Barry Francis M-c / Suzuki Aust. / Stefs Transport / Nolan Helmets	Suzuki GSXR	14	19:30.142	12.540	2.477	1:22.801	13	218
5	68	Luke POWER (VIC) / PROWORX / Blayney M-c / Well Sprung M-c Suspension / Penrite Oil	Kawasaki ZX6R	14	19:30.955	13.353	.813	1:22.602	14	222
6	308	John LYTRAS (QLD) / Caboolture Yamaha / Peregrine / AGV / TCX / Pirelli / RK / Motul / YRD	Yamaha YZF-R6	14	19:31.345	13.743	.390	1:22.807	12	222
7	39	Scott NICHOLSON (VIC) / Traction Control M-sport / G. Williams Motorcycle Eng. / RST Moto / KYT	Yamaha YZF-R6	14	19:38.059	20.457	6.714	1:23.272	4	222
8	28	Jack HYDE (NSW) / SSS Developments / YRD / Yamaha Aust. / Tony Hyde / WET4U Racefairings	Yamaha YZF-R6	14	19:38.287	20.685	.228	1:23.172	10	219
9	42	Jack PASSFIELD (NSW) / Stay Upright Rider Training / MCC Security / Dmoto / GASD Suspension	Yamaha YZF-R6	14	19:45.319	27.717	7.032	1:23.446	8	218
10	61	Rhys BELLING (VIC) / LXI Racing / The Grinning Dingo / Yamaha Aust. / YRD / Trilec Services	Yamaha YZF-R6	14	19:52.582	34.980	7.263	1:24.130	2	219
11	46	Aidan HAYES (NSW) / Hayes Johnston Pty Ltd / Hayes Electrical / YRD / Sheppards Diesel	Yamaha YZF-R6	14	19:57.257	39.655	4.675	1:23.874	5	219
12	12	Joel TAYLOR (NSW) / JMT Civil	Yamaha YZF-R6	14	19:57.344	39.742	.087	1:24.074	13	218
13	96	Luke MITCHELL (NSW) / JNL Racing Yamaha	Yamaha YZF-R6	14	20:11.797	54.195	14.453	1:25.129	6	217
14	58	Mitchell KUHNE (QLD) / Shark Leathers / Phresh Ink / Nolan/X-Lite Helmets / TCX Boots / Liqui Moly	Yamaha YZF-R6	14	20:23.764	1:06.162	11.967	1:26.427	2	215
15	10	Noel MAHON (VIC) / PROWORX / Blayney M-c / Well Sprung M-c Suspension / Penrite Oil	Kawasaki ZX6R	14	20:23.944	1:06.342	.180	1:26.304	9	216
16	23	Matthew LONG (TAS) / Reds M-cycle Repairs / Michelin / Reardons Maintenance	Yamaha YZF-R6	13	20:03.547	1 Lap		1:31.413	3	211
DNF	74	Timothy LARGE (VIC) / RaceCenter / The Grinning Dingo / Ari Helmets / Coach Campbell	Yamaha YZF-R6	7	10:04.899	6 Laps		1:25.034	3	218
DNF	44	Tom BRAMICH (VIC) / Apex / The Bare Bird / Nolan / Ricondi	Yamaha YZF-R6	1	1:29.293	12 Laps		1:29.293	1	216


Fastest Lap was 1:21.872 by Tom EDWARDS (NSW)

New race lap record for SS class - Previous: 1:22.336 by Broc PEARSON (QLD) on a Yamaha YZF-R6 set on 14/03/21

The results are provisional until the end of the time limit for protests and appeals.

  
 Chief Timekeeper - Scott Lang

  
 Race Director - Tom Williams

  
 Clerk of Course - Paul Hinds





# Winton Motor Raceway

## Round 2 : March 12 - 14



### AUSTRALIAN SUPERSPORT CHAMPIONSHIP

#### Race 2

Date: 14/03/21  
 Event: R11  
 Weather: Sunny - Temp: 19.5C  
 Track: Dry - Temp: 37.6C

Started at: 13:21:23  
 Laps: 14  
 Starters: 18  
 Printed at: 13:48


#### PROVISIONAL LAP TIMES

No	Name	Lap 1	Lap 2	Lap 3	Lap 4	Lap 5	Lap 6	Lap 7	Lap 8	Lap 9	Lap 10
10	Noel MAHON (VIC)	1:34.173	1:27.865	1:27.147	1:26.914	1:27.861	1:26.913	1:26.546	1:26.531	<b>1:26.304</b>	1:26.573
		10	1:26.636	1:27.265	1:26.811	1:26.405					
12	Joel TAYLOR (NSW)	1:32.798	1:25.699	1:25.854	1:25.611	1:25.004	1:25.091	1:25.099	1:25.218	1:25.110	1:24.948
		10	1:24.132	1:24.110	<b>1:24.074</b>	1:24.596					
17	Broc PEARSON (QLD)	1:27.156	1:22.964	1:22.600	1:22.754	1:22.268	1:22.249	1:22.218	1:22.245	<b>1:22.041</b>	1:22.515
		10	1:22.042	1:22.125	1:22.251	1:22.174					
23	Matthew LONG (TAS)	1:38.153	1:31.571	<b>1:31.413</b>	1:31.479	1:31.635	1:31.760	1:32.272	1:31.523	1:32.500	1:33.188
		10	1:32.681	1:32.682	1:32.690						
26	Tom EDWARDS (NSW)	1:27.074	1:23.561	1:22.336	1:22.835	1:22.394	1:22.301	1:22.095	1:22.208	1:22.108	1:22.285
		10	1:22.265	1:22.274	<b>1:21.872</b>	1:22.261					
28	Jack HYDE (NSW)	1:29.746	1:24.428	1:24.552	1:23.996	1:23.866	1:23.949	1:23.832	1:23.384	1:23.442	<b>1:23.172</b>
		10	1:23.247	1:23.835	1:23.407	1:23.431					
39	Scott NICHOLSON (VIC)	1:29.908	1:24.428	1:23.580	<b>1:23.272</b>	1:23.370	1:23.384	1:23.410	1:23.299	1:23.347	1:23.667
		10	1:24.180	1:24.545	1:23.722	1:23.947					
42	Jack PASSFIELD (NSW)	1:30.517	1:24.393	1:24.253	1:23.805	1:24.205	1:23.698	1:23.753	<b>1:23.446</b>	1:23.652	1:23.600
		10	1:23.994	1:25.096	1:24.827	1:26.080					
44	Tom BRAMICH (VIC)	<b>1:29.293</b>									
46	Aidan HAYES (NSW)	1:30.962	1:24.238	1:24.290	1:24.148	<b>1:23.874</b>	1:33.761	1:24.389	1:25.012	1:25.138	1:24.359
		10	1:24.152	1:23.935	1:24.233	1:24.766					
58	Mitchell KUHNE (QLD)	1:33.620	<b>1:26.427</b>	1:27.330	1:27.118	1:27.318	1:26.650	1:26.773	1:26.799	1:27.434	1:26.848
		10	1:26.939	1:27.180	1:26.867	1:26.461					
61	Rhys BELLING (VIC)	1:31.300	<b>1:24.130</b>	1:24.243	1:24.327	1:24.150	1:24.496	1:24.745	1:24.649	1:24.569	1:24.577
		10	1:25.020	1:25.030	1:25.737	1:25.609					
68	Luke POWER (VIC)	1:29.798	1:23.095	1:24.029	1:22.855	1:23.954	1:23.006	1:24.039	1:22.997	1:23.161	1:22.947
		10	1:22.902	1:22.827	1:22.743	<b>1:22.602</b>					
74	Timothy LARGE (VIC)	1:32.154	1:25.123	<b>1:25.034</b>	1:25.226	1:25.424	1:25.735	1:26.203			
86	Dallas SKEER (SA)	1:28.496	1:23.158	1:23.240	1:23.046	1:23.155	1:23.274	1:23.132	1:23.216	1:23.148	1:23.293
		10	1:23.579	1:23.166	<b>1:22.801</b>	1:23.438					
96	Luke MITCHELL (NSW)	1:32.708	1:25.670	1:25.825	1:25.337	1:25.178	<b>1:25.129</b>	1:26.125	1:27.297	1:25.317	1:25.202
		10	1:25.372	1:25.759	1:27.528	1:29.350					
127	Max STAUFFER (NSW)	1:27.676	1:23.304	1:22.917	1:23.279	1:23.016	1:22.621	<b>1:22.576</b>	1:22.837	1:23.010	1:23.023
		10	1:23.210	1:23.139	1:23.228	1:23.829					
308	John LYTRAS (QLD)	1:28.918	1:23.388	1:23.323	1:23.641	1:23.345	1:23.241	1:23.016	1:23.255	1:23.398	1:23.456
		10	1:23.426	<b>1:22.807</b>	1:22.964	1:23.167					

The results are provisional until the end of the time limit for protests and appeals.

  
 Chief Timekeeper - Scott Laing

  
 Race Director - Tom Williams

  
 Clerk of Course - Paul Hinds





# Winton Motor Raceway

## Round 2 : March 12 - 14



### AUSTRALIAN SUPERSPORT CHAMPIONSHIP

#### Race 2

Date: 14/03/21  
 Event: R11  
 Weather: Sunny - Temp: 19.5C  
 Track: Dry - Temp: 37.6C

Started at: 13:21:23  
 Laps: 14  
 Starters: 18  
 Printed at: 13:48

#### PROVISIONAL SPLIT TIMES

Lap	Split 1	Split 2	Split 3	Split 4	Lap Time	Spd	Lap	Split 1	Split 2	Split 3	Split 4	Lap Time	Spd
<b>10 Noel MAHON (VIC) (15th)</b>							13	11.344	13.923	29.782	27.202	1:22.251	218
1	18.725	15.185	31.495	28.768	1:34.173	114	14	11.328	13.886	29.875	<b>27.085</b>	1:22.174	216
2	12.844	14.776	31.527	28.718	1:27.865	216	<b>23 Matthew LONG (TAS) (16th)</b>						
3	12.084	14.790	31.539	28.734	1:27.147	216	1	18.645	16.038	33.380	30.090	1:38.153	117
4	12.137	14.789	<b>31.168</b>	28.820	1:26.914	216	2	13.007	15.704	<b>33.144</b>	29.716	1:31.571	210
5	12.087	14.601	32.235	28.938	1:27.861	213	3	12.730	15.606	33.344	29.733	<b>1:31.413</b>	210
6	12.200	14.705	31.406	28.602	1:26.913	213	4	12.678	15.545	33.398	29.858	1:31.479	211
7	12.118	<b>14.538</b>	31.270	28.620	1:26.546	213	5	<b>12.575</b>	15.596	33.545	29.919	1:31.635	208
8	12.040	14.591	31.247	28.653	1:26.531	211	6	12.751	15.580	33.551	29.878	1:31.760	208
9	12.023	14.638	31.220	28.423	<b>1:26.304</b>	212	7	13.049	15.710	33.676	29.837	1:32.272	207
10	<b>12.004</b>	14.554	31.455	28.560	1:26.573	213	8	12.722	15.802	33.433	<b>29.566</b>	1:31.523	206
11	12.116	14.548	31.234	28.738	1:26.636	212	9	12.859	<b>15.507</b>	33.567	30.567	1:32.500	206
12	12.393	14.555	31.346	28.971	1:27.265	214	10	12.739	16.056	34.476	29.917	1:33.188	209
13	12.065	14.676	31.742	28.328	1:26.811	215	11	12.934	16.057	33.574	30.116	1:32.681	210
14	12.083	14.627	31.435	<b>28.260</b>	1:26.405	213	12	12.787	15.745	33.906	30.244	1:32.682	209
<b>12 Joel TAYLOR (NSW) (12th)</b>							13	12.810	15.867	34.067	29.946	1:32.690	205
1	18.032	15.092	31.368	28.306	1:32.798	111	<b>26 Tom EDWARDS (NSW) (2nd)</b>						
2	11.906	14.474	31.164	28.155	1:25.699	218	1	15.558	14.135	29.848	27.533	1:27.074	58
3	12.013	14.421	31.246	28.174	1:25.854	218	2	11.861	14.171	30.239	27.290	1:23.561	220
4	11.812	14.412	31.296	28.091	1:25.611	218	3	11.377	13.887	29.808	27.264	1:22.336	222
5	11.771	14.166	30.934	28.133	1:25.004	214	4	11.416	14.072	29.929	27.418	1:22.835	224
6	11.691	14.323	31.022	28.055	1:25.091	216	5	11.433	<b>13.842</b>	29.879	27.240	1:22.394	222
7	11.763	14.203	31.029	28.104	1:25.099	216	6	11.477	13.923	29.671	27.230	1:22.301	221
8	11.835	14.401	30.815	28.167	1:25.218	214	7	11.404	13.956	<b>29.505</b>	27.230	1:22.095	222
9	11.916	14.145	31.007	28.042	1:25.110	211	8	11.419	13.951	29.576	27.262	1:22.208	222
10	11.891	<b>14.067</b>	31.073	27.917	1:24.948	211	9	11.426	13.978	29.580	27.124	1:22.108	220
11	11.707	14.109	30.391	27.925	1:24.132	216	10	11.370	13.878	29.694	27.343	1:22.285	220
12	11.712	14.149	<b>30.307</b>	27.942	1:24.110	216	11	11.402	13.933	29.696	27.234	1:22.265	221
13	<b>11.680</b>	14.184	30.473	<b>27.737</b>	<b>1:24.074</b>	216	12	11.448	13.963	29.628	27.235	1:22.274	221
14	11.766	14.449	30.641	27.740	1:24.596	212	13	<b>11.268</b>	13.962	29.519	<b>27.123</b>	<b>1:21.872</b>	224
<b>17 Broc PEARSON (QLD) (1st)</b>							14	11.407	13.973	29.641	27.240	1:22.261	221
1	15.685	14.118	30.058	27.295	1:27.156	63	<b>28 Jack HYDE (NSW) (8th)</b>						
2	11.760	13.989	29.922	27.293	1:22.964	220	1	16.943	14.518	30.414	27.871	1:29.746	97
3	11.494	13.903	29.812	27.391	1:22.600	216	2	11.847	14.182	30.402	27.997	1:24.428	215
4	11.433	14.005	29.920	27.396	1:22.754	216	3	11.768	14.480	30.413	27.891	1:24.552	218
5	11.398	13.875	29.768	27.227	1:22.268	216	4	11.502	14.340	30.400	27.754	1:23.996	219
6	11.393	13.889	29.798	27.169	1:22.249	216	5	11.790	14.264	30.201	27.611	1:23.866	217
7	11.422	13.874	29.756	27.166	1:22.218	216	6	11.655	14.263	30.340	27.691	1:23.949	216
8	11.301	13.940	29.791	27.213	1:22.245	216	7	11.574	14.283	30.373	27.602	1:23.832	216
9	11.329	13.884	29.728	27.100	<b>1:22.041</b>	215	8	11.510	14.135	30.121	27.618	1:23.384	216
10	11.365	13.871	30.083	27.196	1:22.515	214	9	11.559	14.070	30.225	27.588	1:23.442	214
11	11.319	<b>13.844</b>	<b>29.627</b>	27.252	1:22.042	216	10	11.505	14.122	30.189	<b>27.356</b>	<b>1:23.172</b>	214
12	<b>11.299</b>	13.926	29.699	27.201	1:22.125	216							

*Scott Laing*  
 Chief Timekeeper - Scott Laing

*Tom Williams*  
 Race Director - Tom Williams

*Paul Hinds*  
 Clerk of Course - Paul Hinds





# Winton Motor Raceway

## Round 2 : March 12 - 14



### AUSTRALIAN SUPERSPORT CHAMPIONSHIP

#### Race 2

Date: 14/03/21  
 Event: R11  
 Weather: Sunny - Temp: 19.5C  
 Track: Dry - Temp: 37.6C

Started at: 13:21:23  
 Laps: 14  
 Starters: 18  
 Printed at: 13:48

#### PROVISIONAL SPLIT TIMES

Lap	Split 1	Split 2	Split 3	Split 4	Lap Time	Spd	Lap	Split 1	Split 2	Split 3	Split 4	Lap Time	Spd
11	11.539	<b>13.976</b>	30.216	27.516	1:23.247	217	5	11.710	14.150	<b>30.135</b>	27.879	<b>1:23.874</b>	216
12	11.497	14.489	30.249	27.600	1:23.835	217	6	18.831	16.454	30.644	27.832	1:33.761	216
13	<b>11.484</b>	14.273	<b>29.992</b>	27.658	1:23.407	218	7	11.746	<b>14.128</b>	30.486	28.029	1:24.389	215
14	11.578	14.027	30.267	27.559	1:23.431	216	8	11.723	14.587	30.482	28.220	1:25.012	215
							9	11.854	14.273	30.863	28.148	1:25.138	213
							10	11.782	14.202	30.534	27.841	1:24.359	212
<b>39 Scott NICHOLSON (VIC) (7th)</b>							11	<b>11.547</b>	14.241	30.392	27.972	1:24.152	215
1	17.249	14.401	30.553	27.705	1:29.908	82	12	11.603	14.218	30.235	27.879	1:23.935	215
2	11.790	14.178	30.496	27.964	1:24.428	221	13	11.739	14.444	30.323	<b>27.727</b>	1:24.233	215
3	11.684	14.100	30.159	27.637	1:23.580	222	14	11.769	14.592	30.454	27.951	1:24.766	213
4	<b>11.468</b>	13.985	30.190	27.629	<b>1:23.272</b>	220							
5	11.521	14.037	30.223	27.589	1:23.370	221							
6	11.537	14.004	30.266	27.577	1:23.384	220	<b>58 Mitchell KUHNE (QLD) (14th)</b>						
7	11.523	<b>13.912</b>	30.390	27.585	1:23.410	219	1	18.237	15.103	31.652	28.628	1:33.620	115
8	11.517	13.959	<b>30.138</b>	27.685	1:23.299	219	2	12.060	14.648	<b>31.210</b>	28.509	<b>1:26.427</b>	215
9	11.578	14.024	30.284	<b>27.461</b>	1:23.347	218	3	12.011	14.650	31.353	29.316	1:27.330	215
10	11.587	14.028	30.425	27.627	1:23.667	217	4	12.134	14.792	31.617	28.575	1:27.118	207
11	11.603	14.218	30.673	27.686	1:24.180	220	5	12.100	14.638	31.716	28.864	1:27.318	213
12	11.816	14.234	30.775	27.720	1:24.545	219	6	12.108	14.659	31.574	28.309	1:26.650	210
13	11.517	14.035	30.441	27.729	1:23.722	219	7	<b>11.938</b>	14.706	31.743	28.386	1:26.773	213
14	11.706	14.065	30.577	27.599	1:23.947	217	8	12.064	14.653	31.609	28.473	1:26.799	211
							9	12.018	<b>14.598</b>	31.712	29.106	1:27.434	211
							10	11.972	14.639	31.759	28.478	1:26.848	211
<b>42 Jack PASSFIELD (NSW) (9th)</b>							11	12.035	14.707	31.401	28.796	1:26.939	213
1	17.161	14.793	30.666	27.897	1:30.517	102	12	12.120	14.670	31.555	28.835	1:27.180	212
2	11.719	14.239	30.194	28.241	1:24.393	216	13	12.040	14.791	31.624	28.412	1:26.867	213
3	11.671	14.231	30.393	27.958	1:24.253	217	14	12.156	14.634	31.386	<b>28.285</b>	1:26.461	210
4	11.618	14.229	30.105	27.853	1:23.805	218							
5	11.661	14.261	30.396	27.887	1:24.205	216	<b>61 Rhys BELLING (VIC) (10th)</b>						
6	11.584	14.153	30.148	27.813	1:23.698	215	1	17.357	14.966	30.853	28.124	1:31.300	106
7	11.661	14.227	30.192	27.673	1:23.753	216	2	11.704	14.134	<b>30.305</b>	27.987	<b>1:24.130</b>	218
8	<b>11.485</b>	<b>14.151</b>	30.154	<b>27.656</b>	<b>1:23.446</b>	216	3	11.719	14.187	30.410	27.927	1:24.243	219
9	11.671	14.217	<b>30.030</b>	27.734	1:23.652	214	4	11.635	14.282	30.537	27.873	1:24.327	219
10	11.688	14.169	30.065	27.678	1:23.600	213	5	<b>11.621</b>	<b>14.120</b>	30.559	<b>27.850</b>	1:24.150	216
11	11.557	14.278	30.201	27.958	1:23.994	216	6	11.695	14.135	30.662	28.004	1:24.496	213
12	11.745	14.338	31.012	28.001	1:25.096	215	7	11.679	14.198	30.635	28.233	1:24.745	214
13	11.728	14.408	30.352	28.339	1:24.827	216	8	11.637	14.211	30.774	28.027	1:24.649	213
14	11.885	14.574	30.989	28.632	1:26.080	211	9	11.634	14.253	30.700	27.982	1:24.569	213
							10	11.679	14.192	30.637	28.069	1:24.577	213
<b>44 Tom BRAMICH (VIC) (DNF)</b>							11	11.823	14.288	30.896	28.013	1:25.020	215
1	<b>16.254</b>	<b>15.058</b>	<b>30.124</b>	<b>27.857</b>	<b>1:29.293</b>	75	12	11.652	14.318	30.774	28.286	1:25.030	214
							13	11.625	14.407	31.462	28.243	1:25.737	215
<b>46 Aidan HAYES (NSW) (11th)</b>							14	11.810	14.263	30.906	28.630	1:25.609	213
1	17.401	14.818	30.729	28.014	1:30.962	104							
2	11.703	14.224	30.228	28.083	1:24.238	217	<b>68 Luke POWER (VIC) (5th)</b>						
3	11.731	14.241	30.372	27.946	1:24.290	219	1	17.005	14.556	30.495	27.742	1:29.798	91
4	11.641	14.416	30.359	27.732	1:24.148	219							

*Scott Laing*  
 Chief Timekeeper - Scott Laing

*Tom Williams*  
 Race Director - Tom Williams

*Paul Hinds*  
 Clerk of Course - Paul Hinds





# Winton Motor Raceway

## Round 2 : March 12 - 14



### AUSTRALIAN SUPERSPORT CHAMPIONSHIP

#### Race 2

Date: 14/03/21  
 Event: R11  
 Weather: Sunny - Temp: 19.5C  
 Track: Dry - Temp: 37.6C

Started at: 13:21:23  
 Laps: 14  
 Starters: 18  
 Printed at: 13:48

#### PROVISIONAL SPLIT TIMES

Lap	Split 1	Split 2	Split 3	Split 4	Lap Time	Spd	Lap	Split 1	Split 2	Split 3	Split 4	Lap Time	Spd	
2	11.619	13.941	30.098	27.437	1:23.095	220	5	11.843	14.397	<b>30.835</b>	28.103	1:25.178	216	
3	12.354	14.061	30.131	27.483	1:24.029	222	6	11.747	14.406	30.929	<b>28.047</b>	<b>1:25.129</b>	215	
4	11.573	13.894	30.013	27.375	1:22.855	220	7	11.836	14.714	31.182	28.393	1:26.125	216	
5	11.523	<b>13.793</b>	30.192	28.446	1:23.954	221	8	11.802	14.612	32.664	28.219	1:27.297	216	
6	11.591	13.938	30.014	27.463	1:23.006	220	9	<b>11.731</b>	14.531	30.952	28.103	1:25.317	213	
7	11.542	13.899	29.975	28.623	1:24.039	219	10	11.741	<b>14.354</b>	30.958	28.149	1:25.202	213	
8	11.525	14.034	29.997	27.441	1:22.997	217	11	11.774	14.502	31.018	28.078	1:25.372	216	
9	11.660	13.944	30.170	27.387	1:23.161	217	12	11.819	14.487	31.010	28.443	1:25.759	215	
10	11.651	13.947	30.062	27.287	1:22.947	217	13	11.906	14.688	31.940	28.994	1:27.528	214	
11	11.540	13.944	30.071	27.347	1:22.902	220	14	12.092	14.945	32.381	29.932	1:29.350	212	
12	11.477	13.949	30.052	27.349	1:22.827	219								
13	<b>11.442</b>	13.933	30.073	27.295	1:22.743	220	<b>127 Max STAUFFER (NSW) (3rd)</b>							
14	11.493	14.046	<b>29.838</b>	<b>27.225</b>	<b>1:22.602</b>	221	1	16.011	14.296	30.209	27.160	1:27.676	70	
							2	11.649	14.168	30.294	27.193	1:23.304	224	
							3	<b>11.480</b>	14.199	30.059	27.179	1:22.917	226	
<b>74 Timothy LARGE (VIC) (DNF)</b>							4	11.590	14.090	30.063	27.536	1:23.279	225	
1	17.600	14.963	31.304	28.287	1:32.154	111	5	11.755	14.039	30.019	27.203	1:23.016	222	
2	11.936	14.286	<b>30.907</b>	<b>27.994</b>	1:25.123	216	6	11.548	<b>13.974</b>	<b>30.014</b>	27.085	1:22.621	221	
3	<b>11.756</b>	14.257	30.997	28.024	<b>1:25.034</b>	218	7	11.507	14.007	30.022	27.040	<b>1:22.576</b>	221	
4	11.816	14.297	30.978	28.135	1:25.226	217	8	11.495	14.096	30.184	27.062	1:22.837	222	
5	11.937	<b>14.185</b>	31.160	28.142	1:25.424	217	9	11.699	14.023	30.181	27.107	1:23.010	221	
6	11.880	14.226	31.305	28.324	1:25.735	216	10	11.671	14.029	30.293	<b>27.030</b>	1:23.023	219	
7	12.143	14.521	31.463	28.076	1:26.203	214	11	11.584	14.290	30.177	27.159	1:23.210	223	
							12	11.573	14.063	30.345	27.158	1:23.139	222	
<b>86 Dallas SKEER (SA) (4th)</b>							13	11.603	14.171	30.255	27.199	1:23.228	224	
1	16.442	14.299	30.163	27.592	1:28.496	89	14	11.701	14.158	30.626	27.344	1:23.829	221	
2	11.606	14.018	30.177	27.357	1:23.158	217								
3	11.645	13.991	30.123	27.481	1:23.240	218								
4	<b>11.468</b>	<b>13.928</b>	30.103	27.547	1:23.046	218	<b>308 John LYTRAS (QLD) (6th)</b>							
5	11.593	13.958	30.180	27.424	1:23.155	217	1	16.607	14.474	30.155	27.682	1:28.918	95	
6	11.537	13.973	30.439	27.325	1:23.274	216	2	11.585	14.192	30.184	27.427	1:23.388	218	
7	11.562	14.086	30.160	27.324	1:23.132	216	3	11.546	14.115	30.147	27.515	1:23.323	222	
8	11.539	14.145	30.230	27.302	1:23.216	215	4	11.628	14.243	30.252	27.518	1:23.641	221	
9	11.559	13.981	30.258	27.350	1:23.148	215	5	11.609	14.130	30.119	27.487	1:23.345	220	
10	11.560	13.950	30.344	27.439	1:23.293	212	6	11.646	14.112	30.138	27.345	1:23.241	219	
11	11.614	14.119	30.397	27.449	1:23.579	215	7	11.611	14.092	30.023	27.290	1:23.016	218	
12	11.518	14.113	30.209	27.326	1:23.166	216	8	11.568	14.180	30.076	27.431	1:23.255	218	
13	11.529	13.986	<b>30.027</b>	<b>27.259</b>	<b>1:22.801</b>	217	9	11.568	14.177	30.211	27.442	1:23.398	216	
14	11.510	14.071	30.297	27.560	1:23.438	215	10	11.603	14.268	30.159	27.426	1:23.456	215	
							11	11.578	14.146	30.291	27.411	1:23.426	219	
							12	11.555	14.129	<b>29.920</b>	<b>27.203</b>	<b>1:22.807</b>	219	
<b>96 Luke MITCHELL (NSW) (13th)</b>							13	<b>11.496</b>	14.110	30.019	27.339	1:22.964	220	
1	17.947	14.997	31.375	28.389	1:32.708	114	14	11.502	<b>14.046</b>	30.302	27.317	1:23.167	219	
2	11.865	14.490	31.095	28.220	1:25.670	216								
3	11.924	14.529	31.068	28.304	1:25.825	217								
4	11.852	14.398	30.879	28.208	1:25.337	217								

The results are provisional until the end of the time limit for protests and appeals.

*Scott Laing*  
 Chief Timekeeper - Scott Laing

*Tom Williams*  
 Race Director - Tom Williams

*Paul Hinds*  
 Clerk of Course - Paul Hinds





# Winton Motor Raceway

## Round 2 : March 12 - 14



### AUSTRALIAN SUPERSPORT CHAMPIONSHIP

#### Race 2

Date: 14/03/21  
 Event: R11  
 Weather: Sunny - Temp: 19.5C  
 Track: Dry - Temp: 37.6C

Started at: 13:21:23  
 Laps: 14  
 Starters: 18  
 Printed at: 13:48

### PROVISIONAL FASTEST LAPS SEQUENCE

Lap	Race Pos	No	Name	Machine	Fastest Lap	On Lap
1	1	26	Tom EDWARDS (NSW)	Yamaha YZF-R6	1:27.074	1
2	1	17	Broc PEARSON (QLD)	Yamaha YZF-R6	1:22.964	2
3	1	17	Broc PEARSON (QLD)	Yamaha YZF-R6	1:22.600	3
3	2	26	Tom EDWARDS (NSW)	Yamaha YZF-R6	1:22.336	3
5	1	17	Broc PEARSON (QLD)	Yamaha YZF-R6	1:22.268	5
6	1	17	Broc PEARSON (QLD)	Yamaha YZF-R6	1:22.249	6
7	1	17	Broc PEARSON (QLD)	Yamaha YZF-R6	1:22.218	7
7	2	26	Tom EDWARDS (NSW)	Yamaha YZF-R6	1:22.095	7
9	1	17	Broc PEARSON (QLD)	Yamaha YZF-R6	1:22.041	9
13	2	26	Tom EDWARDS (NSW)	Yamaha YZF-R6	1:21.872	13

The results are provisional until the end of the time limit for protests and appeals.

*Scott Lang*  
 Chief Timekeeper - Scott Lang

*Tom Williams*  
 Race Director - Tom Williams

*Paul Hinds*  
 Clerk of Course - Paul Hinds



[www.computime.com.au](http://www.computime.com.au)  
 COMPUTIME RACE TIMING SYSTEMS PTY LTD





# Winton Motor Raceway

## Round 2 : March 12 - 14



### AUSTRALIAN SUPERSPORT CHAMPIONSHIP

#### Race 2

Date: 14/03/21  
 Event: R11  
 Weather: Sunny - Temp: 19.5C  
 Track: Dry - Temp: 37.6C

Started at: 13:21:23  
 Laps: 14  
 Starters: 18  
 Printed at: 13:48

### PROVISIONAL LAP SHEET

No	Lap Time	Gap	No	Lap Time	Gap	No	Lap Time	Gap	No	Lap Time	Gap	No	Lap Time	Gap			
			23	1:31.571	19.604		23	1:31.479	37.142		23	1:31.760	56.020				
<b>Lap 1</b>			<b>Lap 3</b>			<b>Lap 5</b>			<b>Lap 7</b>			<b>Lap 9</b>					
26	1:27.074		17	1:22.600		17	1:22.268		17	1:22.218		17	1:22.041				
17	1:27.156	.082	26	1:22.336	.251	26	1:22.394	.458	26	1:22.095	.387	26	1:22.108	.417			
127	1:27.676	.602	127	1:22.917	1.177	127	1:23.016	2.450	127	1:22.576	3.180	127	1:23.010	4.741			
86	1:28.496	1.422	86	1:23.240	2.174	86	1:23.155	3.353	86	1:23.132	5.292	86	1:23.148	7.370			
308	1:28.918	1.844	308	1:23.323	2.909	308	1:23.345	4.873	308	1:23.016	6.663	308	1:23.398	9.030			
44	1:29.293	2.219	68	1:24.029	4.202	68	1:23.954	5.989	68	1:24.039	8.567	68	1:23.161	10.439			
28	1:29.746	2.672	39	1:23.580	5.196	39	1:23.370	6.816	39	1:23.410	9.143	39	1:23.347	11.503			
68	1:29.798	2.724	28	1:24.552	6.006	28	1:23.866	8.846	28	1:23.832	12.160	28	1:23.442	14.700			
39	1:29.908	2.834	42	1:24.253	6.443	42	1:24.205	9.431	42	1:23.753	12.415	42	1:23.652	15.227			
42	1:30.517	3.443	46	1:24.290	6.770	46	1:23.874	9.770	61	1:24.745	15.182	61	1:24.569	20.114			
46	1:30.962	3.888	61	1:24.243	6.953	61	1:24.150	10.408	74	1:26.203	22.690	12	1:25.110	28.989			
61	1:31.300	4.226	74	1:25.034	9.591	74	1:25.424	15.219	12	1:25.099	22.947	46	1:25.138	29.317			
74	1:32.154	5.080	96	1:25.825	11.483	96	1:25.178	16.976	46	1:24.389	23.453	96	1:25.317	32.091			
96	1:32.708	5.634	12	1:25.854	11.631	12	1:25.004	17.224	96	1:26.125	23.763	58	1:27.434	42.974			
12	1:32.798	5.724	58	1:27.330	14.657	58	1:27.318	24.071	58	1:26.773	33.027	10	1:26.304	43.759			
58	1:33.620	6.546	10	1:27.147	16.465	10	1:27.861	26.218	10	1:26.546	35.210	<b>Lap 10</b>					
10	1:34.173	7.099	23	1:31.413	28.417	23	1:31.635	46.509	23	1:32.272	1:06.074	17	1:22.515				
23	1:38.153	11.079	<b>Lap 2</b>			<b>Lap 4</b>			<b>Lap 6</b>			<b>Lap 8</b>			26	1:22.285	.187
			17	1:22.964		17	1:22.754		17	1:22.249		17	1:22.245		23	1:32.500	1 lap
			26	1:23.561	.515	26	1:22.835	.332	26	1:22.301	.510	26	1:22.208	.350	127	1:23.023	5.249
			127	1:23.304	.860	127	1:23.279	1.702	127	1:22.621	2.822	127	1:22.837	3.772	86	1:23.293	8.148
			86	1:23.158	1.534	86	1:23.046	2.466	86	1:23.274	4.378	86	1:23.216	6.263	308	1:23.456	9.971
			308	1:23.388	2.186	308	1:23.641	3.796	308	1:23.241	5.865	308	1:23.255	7.673	68	1:22.947	10.871
			68	1:23.095	2.773	68	1:22.855	4.303	68	1:23.006	6.746	68	1:22.997	9.319	39	1:23.667	12.655
			28	1:24.428	4.054	39	1:23.272	5.714	39	1:23.384	7.951	39	1:23.299	10.197	28	1:23.172	15.357
			39	1:24.428	4.216	28	1:23.996	7.248	28	1:23.949	10.546	28	1:23.384	13.299	42	1:23.600	16.312
			42	1:24.393	4.790	42	1:23.805	7.494	42	1:23.698	10.880	42	1:23.446	13.616	61	1:24.577	22.176
			46	1:24.238	5.080	46	1:24.148	8.164	61	1:24.496	12.655	61	1:24.649	17.586	46	1:24.359	31.161
			61	1:24.130	5.310	61	1:24.327	8.526	74	1:25.735	18.705	12	1:25.218	25.920	12	1:24.948	31.422
			74	1:25.123	7.157	74	1:25.226	12.063	96	1:25.129	19.856	46	1:25.012	26.220	96	1:25.202	34.778
			96	1:25.670	8.258	96	1:25.337	14.066	12	1:25.091	20.066	96	1:27.297	28.815	58	1:26.848	47.307
			12	1:25.699	8.377	12	1:25.611	14.488	46	1:33.761	21.282	58	1:26.799	37.581	10	1:26.573	47.817
			58	1:26.427	9.927	58	1:27.118	19.021	58	1:26.650	28.472	10	1:26.531	39.496	<b>Lap 11</b>		
			10	1:27.865	11.918	10	1:26.914	20.625	10	1:26.913	30.882	23	1:31.523	1:15.352	17	1:22.042	

*Scott Laing*  
 Chief Timekeeper - Scott Laing

*Tom Williams*  
 Race Director - Tom Williams

*Paul Hinds*  
 Clerk of Course - Paul Hinds



www.computime.com.au  
 COMPUTIME RACE TIMING SYSTEMS PTY LTD





# Winton Motor Raceway

## Round 2 : March 12 - 14



### AUSTRALIAN SUPERSPORT CHAMPIONSHIP

### Race 2


Date: 14/03/21  
 Event: R11  
 Weather: Sunny - Temp: 19.5C  
 Track: Dry - Temp: 37.6C

Started at: 13:21:23  
 Laps: 14  
 Starters: 18  
 Printed at: 13:48


### PROVISIONAL LAP SHEET

No	Lap Time	Gap	No	Lap Time	Gap
26	1:22.265	.410	86	1:22.801	11.276
127	1:23.210	6.417	308	1:22.964	12.750
86	1:23.579	9.685	68	1:22.743	12.925
308	1:23.426	11.355	39	1:23.722	18.684
68	1:22.902	11.731	28	1:23.407	19.428
23	1:33.188	1 lap	42	1:24.827	23.811
39	1:24.180	14.793	61	1:25.737	31.545
28	1:23.247	16.562	23	1:32.682	1 lap
42	1:23.994	18.264	46	1:24.233	37.063
61	1:25.020	25.154	12	1:24.074	37.320
46	1:24.152	33.271	96	1:27.528	47.019
12	1:24.132	33.512	58	1:26.867	1:01.875
96	1:25.372	38.108	10	1:26.811	1:02.111
58	1:26.939	52.204			
10	1:26.636	52.411			
<b>Lap 12</b>			<b>Lap 14</b>		
17	1:22.125		17	1:22.174	
26	1:22.274	.559	26	1:22.261	.267
127	1:23.139	7.431	127	1:23.829	10.063
86	1:23.166	10.726	86	1:23.438	12.540
308	1:22.807	12.037	68	1:22.602	13.353
68	1:22.827	12.433	308	1:23.167	13.743
39	1:24.545	17.213	39	1:23.947	20.457
28	1:23.835	18.272	28	1:23.431	20.685
42	1:25.096	21.235	42	1:26.080	27.717
23	1:32.681	1 lap	61	1:25.609	34.980
61	1:25.030	28.059	46	1:24.766	39.655
46	1:23.935	35.081	12	1:24.596	39.742
12	1:24.110	35.497	23	1:32.690	1 lap
96	1:25.759	41.742	96	1:29.350	54.195
58	1:27.180	57.259	58	1:26.461	1:06.162
10	1:27.265	57.551	10	1:26.405	1:06.342
<b>Lap 13</b>					
17	1:22.251				
26	1:21.872	.180			
127	1:23.228	8.408			

The results are provisional until the end of the time limit for protests and appeals.

  
 Chief Timekeeper - Scott Lang

  
 Race Director - Tom Williams

  
 Clerk of Course - Paul Hinds







# Winton Motor Raceway

## Round 2 : March 12 - 14



### AUSTRALIAN SUPERSPORT CHAMPIONSHIP

#### Race 2


Date: 14/03/21  
 Event: R11  
 Weather: Sunny - Temp: 19.5C  
 Track: Dry - Temp: 37.6C


Started at: 13:21:23  
 Laps: 14  
 Starters: 18  
 Printed at: 13:48


### PROVISIONAL LAP CHART

Name	Grid	1	2	3	4	5	6	7	8	9	10	11	12	13	14	Name
T. EDWARDS	26	26	17	17	17	17	17	17	17	17	17	17	17	17	17	B. PEARSON
B. PEARSON	17	17	26	26	26	26	26	26	26	26	26	26	26	26	26	T. EDWARDS
M. STAUFFER	127	127	127	127	127	127	127	127	127	127	127	127	127	127	127	M. STAUFFER
T. BRAMICH	44	86	86	86	86	86	86	86	86	86	86	86	86	86	86	D. SKEER
T. LYNCH	85	308	308	308	308	308	308	308	308	308	308	308	308	308	68	L. POWER
S. NICHOLSON	39	44	68	68	68	68	68	68	68	68	68	68	68	68	308	J. LYTRAS
D. SKEER	86	28	28	39	39	39	39	39	39	39	39	39	39	39	39	S. NICHOLSON
L. POWER	68	68	39	28	28	28	28	28	28	28	28	28	28	28	28	J. HYDE
J. LYTRAS	308	39	42	42	42	42	42	42	42	42	42	42	42	42	42	J. PASSFIELD
J. HYDE	28	42	46	46	46	46	61	61	61	61	61	61	61	61	61	R. BELLING
J. PASSFIELD	42	46	61	61	61	61	74	74	12	12	46	46	46	46	46	A. HAYES
A. HAYES	46	61	74	74	74	74	96	12	46	46	12	12	12	12	12	J. TAYLOR
R. BELLING	61	74	96	96	96	96	12	46	96	96	96	96	96	96	96	L. MITCHELL
T. LARGE	74	96	12	12	12	12	46	96	58	58	58	58	58	58	58	M. KUHNE
J. TAYLOR	12	12	58	58	58	58	58	58	10	10	10	10	10	10	10	N. MAHON
L. MITCHELL	96	58	10	10	10	10	10	10	23	23	23	23	23	23		
N. MAHON	10	10	23	23	23	23	23	23								
M. KUHNE	58	23														
M. LONG	23															

The results are provisional until the end of the time limit for protests and appeals.

  
 Chief Timekeeper - Scott Lang

  
 Race Director - Tom Williams

  
 Clerk of Course - Paul Hinds



[www.computime.com.au](http://www.computime.com.au)  
 COMPUTIME RACE TIMING SYSTEMS PTY LTD





# Winton Motor Raceway

## Round 2 : March 12 - 14



### AUSTRALIAN SUPERSPORT CHAMPIONSHIP

#### Race 2


Date: 14/03/21  
 Event: R11  
 Weather: Sunny - Temp: 19.5C  
 Track: Dry - Temp: 37.6C


Started at: 13:21:23  
 Laps: 14  
 Starters: 18  
 Printed at: 13:48


### PROVISIONAL BEST PARTIAL TIMES

Pos	Split 1		Split 2		Split 3		Split 4		LAP		Ideal	Fastest
	Name	Time	Name	Time	Name	Time	Name	Time	Name			
1	T. EDWARDS	11.268	L. POWER	13.793	T. EDWARDS	29.505	M. STAUFFER	27.030	T. EDWARDS	1:21.738	1:21.872	
2	B. PEARSON	11.299	T. EDWARDS	13.842	B. PEARSON	29.627	B. PEARSON	27.085	B. PEARSON	1:21.855	1:22.041	
3	L. POWER	11.442	B. PEARSON	13.844	L. POWER	29.838	T. EDWARDS	27.123	L. POWER	1:22.298	1:22.602	
4	D. SKEER	11.468	S. NICHOLSO	13.912	J. LYTRAS	29.920	J. LYTRAS	27.203	M. STAUFFER	1:22.498	1:22.576	
5	S. NICHOLSO	11.468	D. SKEER	13.928	J. HYDE	29.992	L. POWER	27.225	J. LYTRAS	1:22.665	1:22.807	
6	M. STAUFFER	11.480	M. STAUFFER	13.974	M. STAUFFER	30.014	D. SKEER	27.259	D. SKEER	1:22.682	1:22.801	
7	J. HYDE	11.484	J. HYDE	13.976	D. SKEER	30.027	J. HYDE	27.356	J. HYDE	1:22.808	1:23.172	
8	J. PASSFIELD	11.485	J. LYTRAS	14.046	J. PASSFIELD	30.030	S. NICHOLSO	27.461	S. NICHOLSO	1:22.979	1:23.272	
9	J. LYTRAS	11.496	J. TAYLOR	14.067	T. BRAMICH	30.124	J. PASSFIELD	27.656	J. PASSFIELD	1:23.322	1:23.446	
10	A. HAYES	11.547	T. BRAMICH	14.070	A. HAYES	30.135	A. HAYES	27.727	A. HAYES	1:23.537	1:23.874	
11	R. BELLING	11.621	R. BELLING	14.120	S. NICHOLSO	30.138	J. TAYLOR	27.737	J. TAYLOR	1:23.791	1:24.074	
12	J. TAYLOR	11.680	A. HAYES	14.128	R. BELLING	30.305	R. BELLING	27.850	T. BRAMICH	1:23.876	1:29.293	
13	L. MITCHELL	11.731	J. PASSFIELD	14.151	J. TAYLOR	30.307	T. BRAMICH	27.857	R. BELLING	1:23.896	1:24.130	
14	T. LARGE	11.756	T. LARGE	14.185	L. MITCHELL	30.835	T. LARGE	27.994	T. LARGE	1:24.842	1:25.034	
15	T. BRAMICH	11.825	L. MITCHELL	14.354	T. LARGE	30.907	L. MITCHELL	28.047	L. MITCHELL	1:24.967	1:25.129	
16	M. KUHNE	11.938	N. MAHON	14.538	N. MAHON	31.168	N. MAHON	28.260	N. MAHON	1:25.970	1:26.304	
17	N. MAHON	12.004	M. KUHNE	14.598	M. KUHNE	31.210	M. KUHNE	28.285	M. KUHNE	1:26.031	1:26.427	
18	M. LONG	12.575	M. LONG	15.507	M. LONG	33.144	M. LONG	29.566	M. LONG	1:30.792	1:31.413	

The results are provisional until the end of the time limit for protests and appeals.

  
 Chief Timekeeper - Scott Lang

  
 Race Director - Tom Williams

  
 Clerk of Course - Paul Hinds



[www.computime.com.au](http://www.computime.com.au)  
 COMPUTIME RACE TIMING SYSTEMS PTY LTD





**Winton Motor Raceway**  
**Round 2 : March 12 - 14**



ASBK.COM.AU f t i y

**AUSTRALIAN SUPERSPORT CHAMPIONSHIP**  
**PROVISIONAL ROUND POINTS**

**AUSTRALIAN SUPERSPORT CHAMPIONSHIP**

Pos	No	Name	Rnd 2 Pole	Rnd 2 Race 1	Rnd 2 Race 2	Total
1	26	Tom EDWARDS	1	25	20	46
2	17	Broc PEARSON		20	25	45
3	127	Max STAUFFER		17	18	35
4	68	Luke POWER		16	16	32
5	39	Scott NICHOLSON		18	14	32
6	86	Dallas SKEER		14	17	31
7	308	John LYTRAS		13	15	28
8	42	Jack PASSFIELD		12	12	24
9	28	Jack HYDE		10	13	23
10	46	Aidan HAYES		11	10	21
11	61	Rhys BELLING		9	11	20
12	12	Joel TAYLOR		8	9	17
13	44	Tom BRAMICH		15		15
14	96	Luke MITCHELL		6	8	14
15	58	Mitchell KUHNE		5	7	12
16	10	Noel MAHON		4	6	10
17	23	Matthew LONG		3	5	8
18	74	Timothy LARGE		7		7

*Scott Lang*  
 Chief Timekeeper - Scott Lang

*Tom Williams*  
 Race Director - Tom Williams

*Paul Hinds*  
 Clerk of Course - Paul Hinds



[www.computime.com.au](http://www.computime.com.au)  
**COMPUTIME RACE TIMING SYSTEMS PTY LTD**





**Winton Motor Raceway**  
**Round 2 : March 12 - 14**



ASBK.COM.AU f t i y

**AUSTRALIAN SUPERSPORT CHAMPIONSHIP**  
**PROVISIONAL PROGRESSIVE CHAMPIONSHIP POINTS**

**AUSTRALIAN SUPERSPORT CHAMPIONSHIP**

Pos	No	Name	Rnd 2 Pole	Rnd 2 Race 1	Rnd 2 Race 2	Total
1	26	Tom EDWARDS	1	25	20	46
2	17	Broc PEARSON		20	25	45
3	127	Max STAUFFER		17	18	35
4	68	Luke POWER		16	16	32
5	39	Scott NICHOLSON		18	14	32
6	86	Dallas SKEER		14	17	31
7	308	John LYTRAS		13	15	28
8	42	Jack PASSFIELD		12	12	24
9	28	Jack HYDE		10	13	23
10	46	Aidan HAYES		11	10	21
11	61	Rhys BELLING		9	11	20
12	12	Joel TAYLOR		8	9	17
13	44	Tom BRAMICH		15		15
14	96	Luke MITCHELL		6	8	14
15	58	Mitchell KUHNE		5	7	12
16	10	Noel MAHON		4	6	10
17	23	Matthew LONG		3	5	8
18	74	Timothy LARGE		7		7

*Scott Lang*  
 Chief Timekeeper - Scott Lang

*Tom Williams*  
 Race Director - Tom Williams

*Paul Hinds*  
 Clerk of Course - Paul Hinds



**www.computime.com.au**  
**COMPUTIME RACE TIMING SYSTEMS PTY LTD**





# Winton Motor Raceway

## Round 2 : March 12 - 14



ASBK.COM.AU f t i y

### AUSTRALIAN SUPERSPORT CHAMPIONSHIP

#### Race 2


Date: 14/03/21  
Event: R11  
Weather: Sunny - Temp: 19.5C  
Track: Dry - Temp: 37.6C

Started at: 13:21:23  
Laps: 14  
Starters: 18  
Printed at: 13:48

### PROVISIONAL RACE INFORMATION

Time	Description
13:10:03	SIGHTING LAP STARTED / PIT EXIT OPEN FOR 3 MINS / CLOSSES 1:13pm
13:13:02	PIT EXIT CLOSED / BIKES ON GRID / WARM UP LAP AT 1:19pm
13:14:50	Track temps : Finish - 39.5 / Int 1 - 39.8 / Int 2 - 36.8 / Int 3 - 35.3
13:19:10	WARM UP LAP STARTED
13:21:23	Event Start
13:21:47	Race Direction: Start is under investigation
13:24:53	Rider 44 (Tom BRAMICH) RIDER ENTERED PITS
13:25:47	NO JUMP STARTS
13:33:18	Track temps : Finish - 39.3 / Int 1 - 40.4 / Int 2 - 37.4 / Int 3 - 35.8
13:35:21	Rider 74 (Timothy LARGE) ENTERED PITS - RETIRED
13:40:41	Chequered Flag
13:42:12	Event Finish


The results are provisional until the end of the time limit for protests and appeals.



Chief Timekeeper - Scott Lang



Race Director - Tom Williams



Clerk of Course - Paul Hinds



[www.computime.com.au](http://www.computime.com.au)  
COMPUTIME RACE TIMING SYSTEMS PTY LTD

